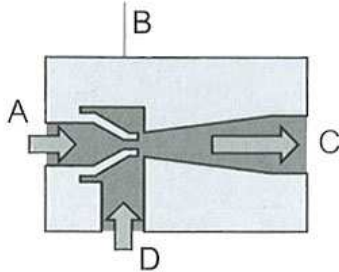


Purely pneumatic vacuum generator that operates on the Venturi principle. Compressed air enters the ejector at A and flows through the nozzle B.

This results in a vacuum immediately behind the nozzle outlet, and air is drawn in through the vacuum inlet D. This air and the driving air leave the ejector via the silencer C.



SCP 102-M

Characteristics:

- Vacuum generator with integrated control valves and system monitoring functions
- Gripping and blowing off can be controlled without the need for external valves
- Optimised air consumption thanks to many models with differing suction capacities
- Minimum energy costs in continuous operation
- Easy adjustment with foil keypad and LED display of the settings
- Minimum size, low weight
- Optimum vacuum generation directly on the suction pad
- Complete solution for very simple installation
- Short learning curve thanks to „teach“ function
- Further sensors unnecessary
- Easily visible status indication

Applications:

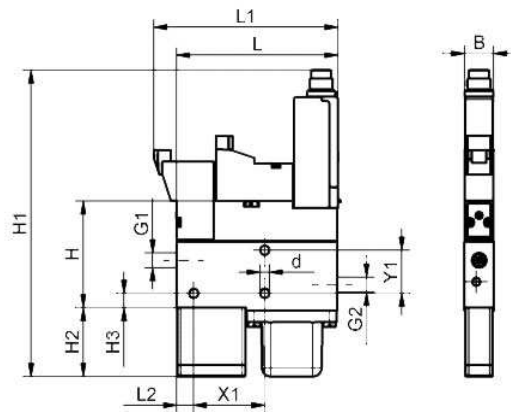
Ideal where space is restricted and for highly dynamic movements, handling with industrial robots, linear axes, pick-and-place systems.

Body:

Anodised aluminium

Integrated:

NC blow-off valve, filter, silencer, non-return valve



Compact ejectors »Mini Pump«, with system monitoring functions: digital vacuum switch with teach function

Art. No.	Nozzle- Ø	Suction valve idle position	B	d	G1	G2	H	H1	H2	H3	L	L1	L2	X1	Y1
SCP 101-M	1.0	NC	10.2	3.2	M5-IG	M5-IG	37.2	106.8	24.0	5.0	56.5	64.5	6.0	25.0	15.0
SCP 102-M	1.0	NO	10.2	3.2	M5-IG	M5-IG	37.2	106.8	24.0	5.0	56.5	64.5	6.0	25.0	15.0

Dimensions in mm.

Department eDocumentation

Phone. +49 7125 9497-41, -42, -53, -260, -330

Fax. +49 7125 9497-99

e-mail: eDocumentation@riegler.de

edition 11/2009 Subject technical changes.

RIEGLER & Co. KG

www.riegler.net

Technical data

Art. No.	Degree of evacuation [%]	Max. suction rate [l/min]	Max. suction rate [m³/h]	Air consumpt. during evac. [l/min]*	Air consumpt. during evac. [m³/h]*	Air consumption blow off [l/min]
SCP 101-M	85.0	23.0	1.4	46.0	2.8	26.0
SCP 102-M	85.0	23.0	1.4	46.0	2.8	26.0

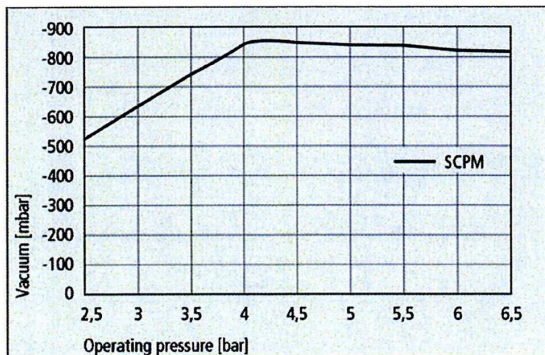
Art.-Nr.	Noise level workp. gripped [db(A)]	Noise level free [db(A)]	Operating pressure [bar]	Recomm. int. hose diameter compr. air [mm]**	Recomm. int. hose diameter vacuum [mm]**	Weight [g]	Operating temperature [°C]
SCP 101-M	73.0	76.0	4.5	2.0	4.0	80.0	0-45.0
SCP 102-M	73.0	76.0	4.5	2.0	4.0	80.0	0-45.0

The supply voltage for vacuum switches and solenoid valves is 24 V DC.

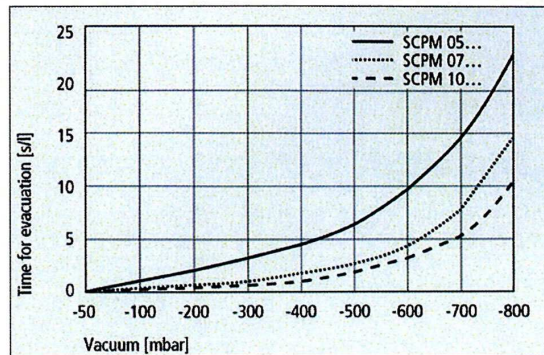
* At optimal operating pressure.

** For max. length 2 m.

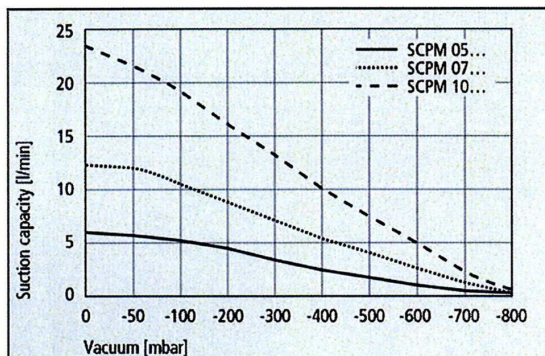
Performance data



Achievable vacuum at various operating pressures



Evacuation times for various vacuum ranges



Suction capacity at various degrees of evacuation

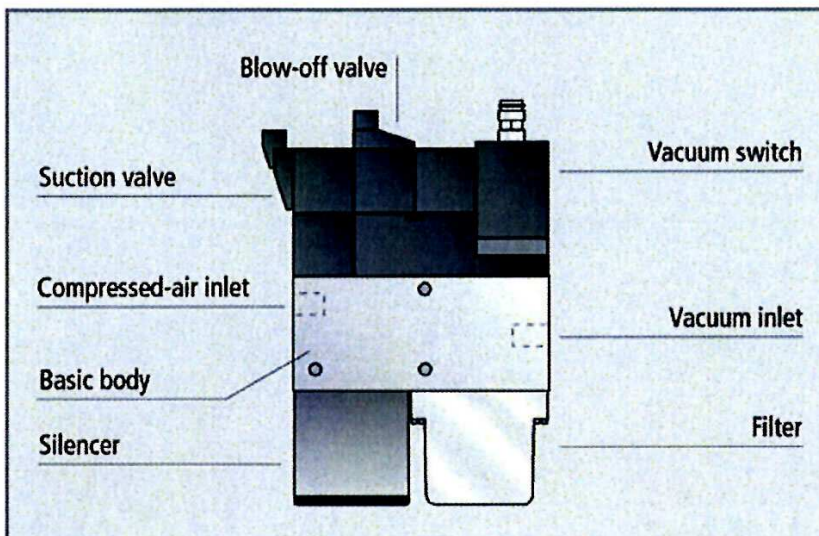
Suction capacity in l/min at various degrees of evacuation

Art. No.	Degree of evacuation in mbar									
	0	-50	-100	-200	-300	-400	-500	-600	-700	-800
SCP 101-M	23.0	22.2	19.6	16.4	13.0	10.0	7.4	5.4	2.0	0.8
SCP 102-M	23.0	22.2	19.6	16.4	13.0	10.0	7.4	5.4	2.0	0.8

Evacuation time in s/l for various vacuum ranges

Art. No.	Degree of evacuation in mbar									
	-50	-100	-200	-300	-400	-500	-600	-700	-800	
SCP 101-M	0.1	0.2	0.6	1.0	1.5	2.4	3.4	5.3	11.5	
SCP 102-M	0.1	0.2	0.6	1.0	1.5	2.4	3.4	5.3	11.5	

System design



System design compact ejector SCPM